







## Partners® GME Data Resources

Sources of GME data are all around us and readily available. Use data to demonstrate oversight and compliance with ACGME requirements, for program and institutional improvement, and to understand GME processes and expectations.

ACGME TERMS	WHAT ARE THEY? - WHAT TO DO WITH THEM?
ACGME Requirements	<a href="#">Institutional Requirements</a> <a href="#">Common Program Requirements</a>
	<ul style="list-style-type: none"> <li>- The Foundation of all GME programs</li> <li>- Several Types: Institutional, Common and Specialty Specific</li> <li>- Outlines Educational, clinical and administrative expectations</li> <li>- Read the requirements, know the requirement, live the requirements</li> </ul>
ACGME Letters of Notification	
	<ul style="list-style-type: none"> <li>- Your Annual notification of accreditation status</li> <li>- Provides information on programs ability to meet ACGME requirements</li> <li>- Outlines Citations, Areas for Improvement and Commendations</li> <li>- Confirms self-study date</li> <li>- Review, analyze, track and use for special review trigger</li> </ul>
ACGME Resident and Faculty Surveys	
	<ul style="list-style-type: none"> <li>- Provides Feedback on program quality including educational content, supervision, faculty, evaluation and resources</li> <li>- Comparable to institutional and national benchmarks</li> <li>- Three-year trend analysis</li> <li>- Review, analyze, track and use for program improvement and special review trigger</li> </ul>



## Partners® GME Data Resources

Sources of GME data are all around us and readily available. Use data to demonstrate oversight and compliance with ACGME requirements, for program and institutional improvement, and to understand GME processes and expectations.

ACGME TERMS	WHAT ARE THEY? - WHAT TO DO WITH THEM?
Annual Program Evaluations (APE)	
	<ul style="list-style-type: none"> <li>- In-depth, annual self-assessment of program</li> <li>- Designed for program improvement opportunity</li> <li>- Templated to capture required data</li> <li>- Review, analyze, track and use for program improvement and special review trigger</li> </ul>
ACGME Self-Study	
	<ul style="list-style-type: none"> <li>- In-depth, 10-year self-assessment of program or institution</li> <li>- Designed to link APE, or AIR, with program aims and improvement</li> <li>- Templated to capture required data</li> <li>- Review, analyze, track and use for program improvement</li> </ul>
ACGME Clinical Learning Environment Review (CLER)	
	<ul style="list-style-type: none"> <li>- Assessment of the clinical and learning environment of sponsoring institutions</li> <li>- Developed to provide data on patient safety, health care quality, care transitions, supervision and duty hours, fatigue management and mitigation</li> <li>- National aggregate data available for comparison</li> <li>- Review, analyze, track and use for program and institution improvement</li> </ul>

## Partners® GME Data Resources

Sources of GME data are all around us and readily available. Use data to demonstrate oversight and compliance with ACGME requirements, for program and institutional improvement, and to understand GME processes and expectations.

ACGME TERMS	WHAT ARE THEY? - WHAT TO DO WITH THEM?
Annual Institutional Review (AIR)	
	<ul style="list-style-type: none"> <li>- In-depth, annual self-assessment of institution</li> <li>- Designed for effectiveness of GMEC and institutional GME activities</li> <li>- Templated to capture required data</li> <li>- Reportable to governing body</li> <li>- Review, analyze, track and use for institutional improvement</li> </ul>
National Benchmark Data	
	<ul style="list-style-type: none"> <li>- GME Data Book: Program and institution demographics</li> <li>- NRMP Match Report: Program and institution match data</li> <li>- CLER: Institutional pathway data</li> <li>- AAMC: Teaching hospital and GME demographics; resident &amp; faculty salary data</li> <li>- Journal of Graduate Medical Education: GME specific articles</li> </ul>

1. **Use** all of the data that is readily available to you for program and institutional review and improvement
2. **Share** your data and information with GMEC and others to enhance program improvement
3. **Apply** best practices and recommendations to your residency program
4. **Read** the latest GME information from all GME sources